



Annual Education Workforce Statistics for Wales 2025

Section 4: Adult learning sector



Section 4: Adult learning sector 2

1. Adult learning practitioners 3

1.1 Number registered 3

1.2 Gender 3

1.3 Age 3

1.4 Ethnic group 4

1.5 National identity 4

1.6 Disability 4

1.7 Employment 5

1.8 Ability to speak Welsh 6

1.9 Ability to work through the medium of Welsh 6

1.10 Highest level of qualification 7

Section 4: Adult Learning Sector

Adult learning practitioner

Regulations stipulate that community-based adult learning providers should ensure practitioners who provide education in, or for, a community-based adult learning provider, are registered with the EWC before they commence work.

In legislation, community-based adult learning provider means a provider (other than a school, further education institution, or higher education institution), of further education and training for adults which is based in the community and funded, or otherwise provided by a local authority, MEDR the Commission for Tertiary Education and Research, or Welsh Ministers. In legislation, adult learning practitioner means:

1. A person who provides further education and training to adults (those aged 18 or over) for, or on behalf of, a community-based adult learning provider, and who possesses at least one of the qualifications shown in Annex A, or has a qualification awarded outside the United Kingdom which is not, in the opinion of the Welsh Ministers, substantially different to the qualifications specified in the Schedule on our website ([Annex A](#))
2. a person who provides further education and training to adults (those aged 18 or over) for, or on behalf of, a community-based adult learning provider, and who is working towards a qualification. They may work as an adult practitioner for a period not exceeding:
 - a. three years from the date on which they started working towards the qualification where they are employed full-time
 - b. five years from the date on which they started working towards the qualification where they are employed part-time

If the practitioner does not achieve the required qualification within this timescale, they will no longer be eligible to register with the EWC as an adult learning practitioner.

Adult learning practitioner, who have one of the qualifications listed for [further education teachers \(Schedule 6 to the 2015 Regulations\)](#), are eligible to register in the category of adult learning practitioner.

Volunteers, or those who provide training in relation to a profession on a temporary or occasional basis, and hold the qualifications or experience necessary in order to practise that profession, are not required to register with the EWC.

1. Adult learning practitioners

1.1 Number registered

Table 1.1: The annual registered total of adult learning practitioners.

	2025
Number of adult learning practitioners	284

March 2025 figures – 237 are registered as a adult learning practitioner only, 47 in multiple categories. Of the multiples, 34 registrants are registered in 2 categories, 8 are registered in 3 categories, and 5 are registered in 4 categories.

1.2 Gender

Table 1.2: The number of registered adult learning practitioners by gender.

	2025	
	Number	%
Female	225	79.2
Male	52	18.3
Not specified	7	2.5
Total	284	100

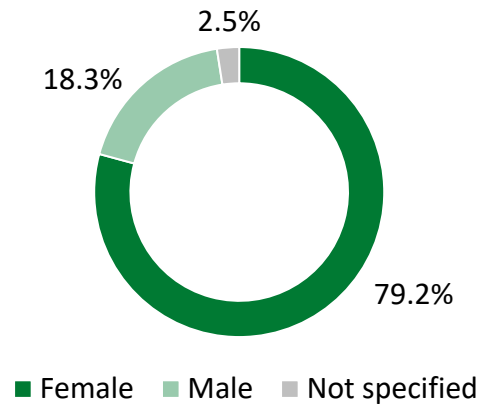


Chart 1: The gender of adult learning practitioners in 2025.

1.3 Age

Table 1.3: The number of adult learning practitioners by age.

	2025	
	Number	%
Under 25	2	0.7
25 to 29	10	3.5
30 to 34	18	6.3
35 to 39	22	7.7
40 to 44	28	9.9
45 to 49	34	12.0
50 to 54	46	16.2
55 to 59	48	16.9
60 to 64	43	15.1
65+	33	11.6
Total	284	100

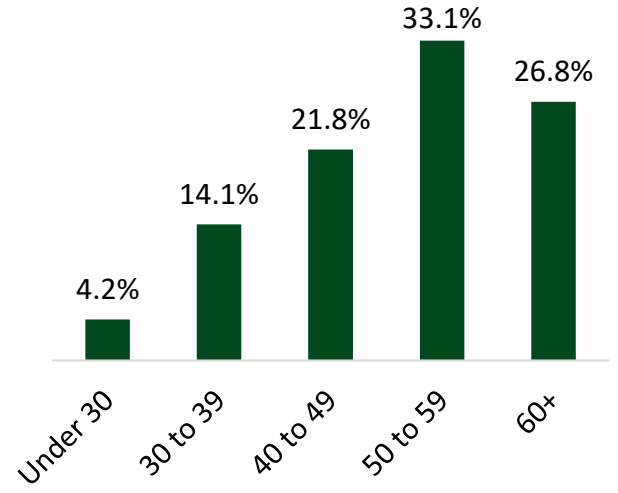


Chart 2: The age of adult learning practitioners in 2025.

1.4 Ethnic group

Table 1.4: Number of registered adult learning practitioners by ethnic group.

	2025	
	Number	%
White	166	58.5
Mixed or multiple ethnic groups	1	0.4
Asian or Asian British	0	0.0
Black, African, Caribbean or Black British	0	0.0
Other ethnic group	2	0.7
Does not wish to record ethnic group	5	1.8
Unknown	110	38.7
Total	284	100

The above data is provided in an aggregate format to prevent the disclosure of registrants. The ethnic group options as detailed on the Register of Education Practitioners can be found on the [Government Analysis function website](#). The ethnic groups that make up the aggregate format above can also be found there.

1.5 National identity

Table 1.5: Number of registered adult learning practitioners by national identity.

	2025	
	Number	%
Welsh	106	37.3
British	56	19.7
English	7	2.5
Scottish, Irish or Northern Irish	1	0.4
Other	5	1.8
Does not wish to record national identity	0	0.0
Unknown	109	38.4
Total	284	100

1.6 Disability

Table 1.6: Number of registered further education principals who have made a declaration regarding their disability.

	2025	
	Number	%
Yes	18	6.3
No	266	93.7
Total	284	100

For the purposes of this release, a person is considered to have a disability if they have a self-reported long-standing illness, condition, or impairment that causes difficulty with day-to-day activities. This definition is consistent with the [Equality Act 2010](#) and the [Government Statistical Service's \(GSS's\) harmonised definition](#).

1.7 Employment

Table 1.7: Number of registered adult learning practitioners by employer.

	2025	
	Number	%
Blaenau Gwent Local Authority	0	0.0
Bridgend Local Authority	9	3.2
Caerphilly Local Authority	43	15.1
Cardiff Local Authority	16	5.6
Carmarthenshire Local Authority	17	6.0
Ceredigion Local Authority	11	3.9
Conwy Local Authority	1	0.4
Denbighshire Local Authority	0	0.0
Flintshire Local Authority	2	0.7
Gwynedd Local Authority	0	0.0
Isle of Anglesey Local Authority	0	0.0
Merthyr Tydfil Local Authority	3	1.1
Monmouthshire Local Authority	15	5.3
Neath Port Talbot Local Authority	21	7.4
Newport Local Authority	17	6.0
Pembrokeshire Local Authority	29	10.2
Powys Local Authority	0	0.0
Rhondda Cynon Taf Local Authority	20	7.0
Swansea Local Authority	1	0.4
Torfaen Local Authority	17	6.0
Vale of Glamorgan Local Authority	18	6.3
Wrexham Local Authority	0	0.0
Subtotal in service in a FE institution	240	84.5
Others in service ¹	32	11.3
Others out of service ²	12	4.2
Total	284	100

¹ 'Others in service' includes supply, registrants on maternity leave, and those working in a adult learning practitioner role outside one of the listed further education institutions.

² 'Others out of service' includes retired, unemployed registrants, and those not employed as a adult learning practitioner.

1.8 Ability to speak Welsh

Table 1.8: Number of registered adult learning practitioners by ability to speak Welsh.

The below is based on those registrants who have declared whether they are fluent or fairly fluent, in the Welsh language.

	2025	
	Number	%
Yes	26	9.2
No	152	53.5
Unknown	106	37.3
Total	284	100

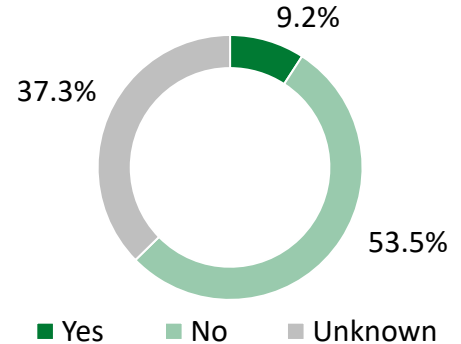


Chart 3: Adult learning practitioners by ability to speak Welsh in 2025.

1.9 Ability to work through the medium of Welsh

Table 1.9: Number of registered adult learning practitioners by ability to work through the medium of Welsh.

The below information is based on those registrants who have declared whether they were either trained to work, currently work, or have ever worked through the medium of Welsh or feel confident to do so.

	2025	
	Number	%
Yes	11	3.9
No	165	58.1
Unknown	108	38.0
Total	284	100

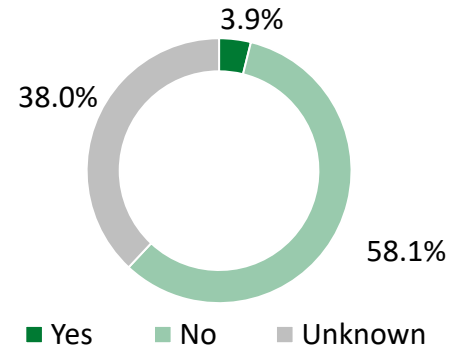


Chart 4: Adult learning practitioners by ability to work through the medium of Welsh in 2025.

1.10 Highest level of qualification

Table 1.10: Number of registered adult learning practitioners by highest level of qualification held.

	2025	
	Number	%
Level 8	2	0.7
Level 7	92	32.4
Level 6	45	15.8
Level 5	9	3.2
Level 4	1	0.4
Level 3	22	7.7
Level 2	1	0.4
Level 1	0	0.0
Unknown level*	112	39.4
Total	284	100

Includes subject specific qualifications, qualifications in another subject, teaching/assessing qualification for example, all qualifications listed on a registrant’s record. Levels based on the Credit and Qualifications Framework for Wales (CQFW).

*Unknown level includes those who have no qualifications recorded, no relevant qualification or, if the level of qualification cannot be determined from the information provided by either the registrant or employer.

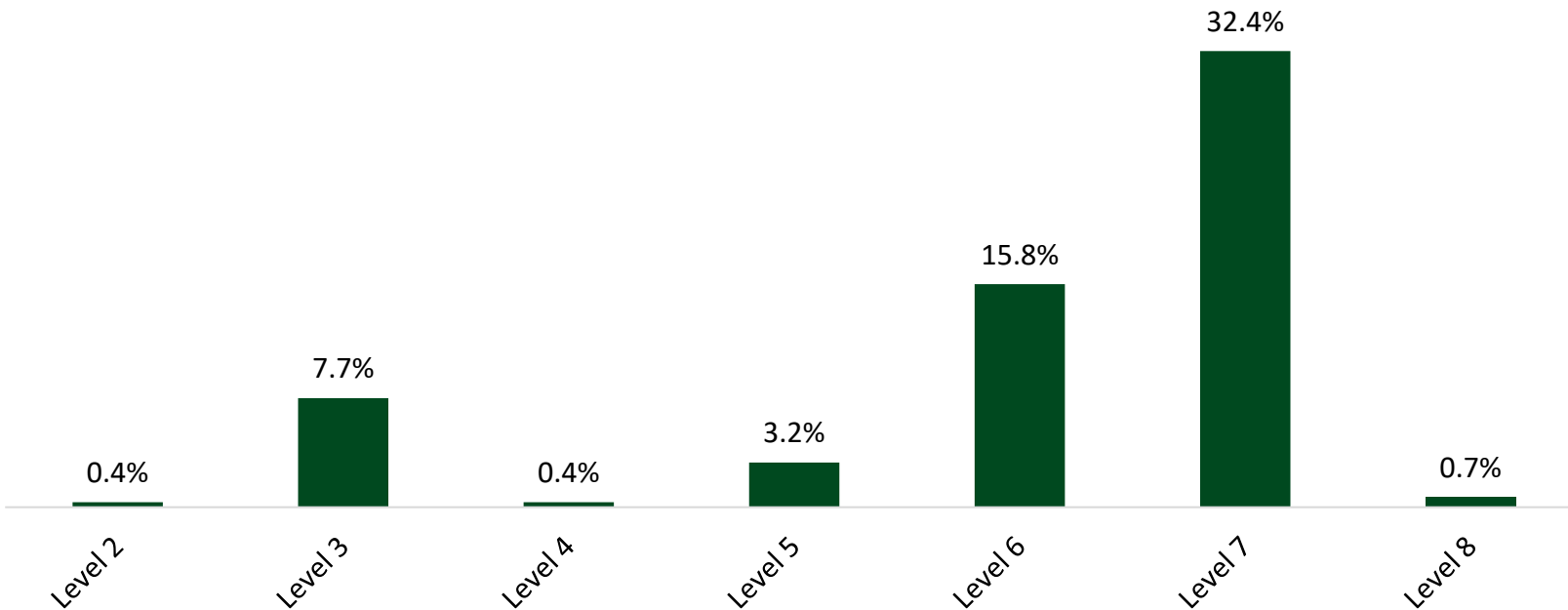


Chart 5: Percentage of adult learning practitioners by highest level of qualification in 2025.